

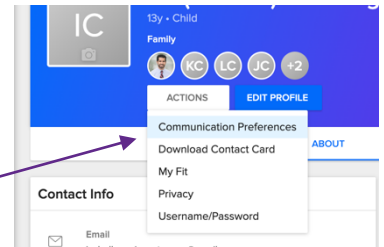
Communication with Teens

Safe Environment:

- All text messages are one way communication. Teens cannot text back.
- We will only use this feature for announcements for upcoming events, registration deadlines, or other essential information.
- All emails sent to teens will also be sent to parents and adult volunteers.
- Only adult leaders of your child's group will be able to see their contact information. Each of our adult leaders have completed safe environment training and background checks. No other adults in our database will be able to see your child's contact information.

Opt-In for communication – Step by Step:

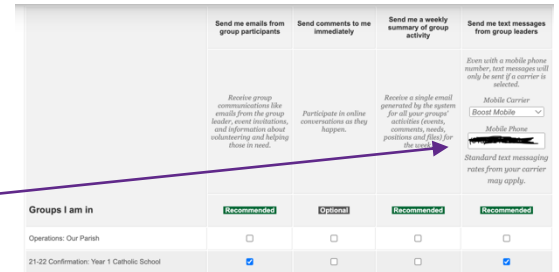
➔ Each parent will soon receive a login for our CCB database in their email. Create and open your account, and select your child's profile.



➔ Click on "Actions" under their name.

➔ When the menu drops, click on "Communication Preferences"

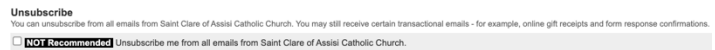
➔ Under the columns "send me emails from group participants" and "Send me text messages from group leaders", make sure you check the boxes for the "22-23 Year 2 Confirmation (ALL)", "EDGE Venture Group", or "Life Teen (Active) 22-23"



➔ Be sure your child's phone number and service provider are correct in the text message column and that their email address is correct at the bottom of the page.



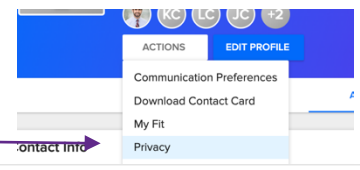
➔ Hit "Save Settings" at the bottom.




➔ Go back to your child's profile and click on "Action" under their name.



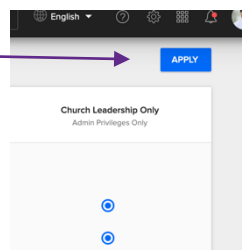
➔ Click on "Privacy" when you get the dropdown menu.



➔ Make sure email address, mobile phone numbers, and address are all set to Church Leadership only.



➔ Click Apply on the top right corner.



Fernando's contact information:

fernando@clare.church
 (843)471-2676